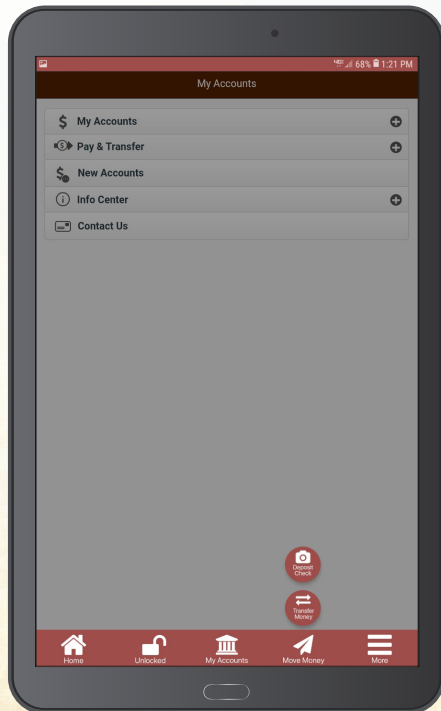




TRANSFERRING FUNDS & MAKING LOAN PAYMENTS

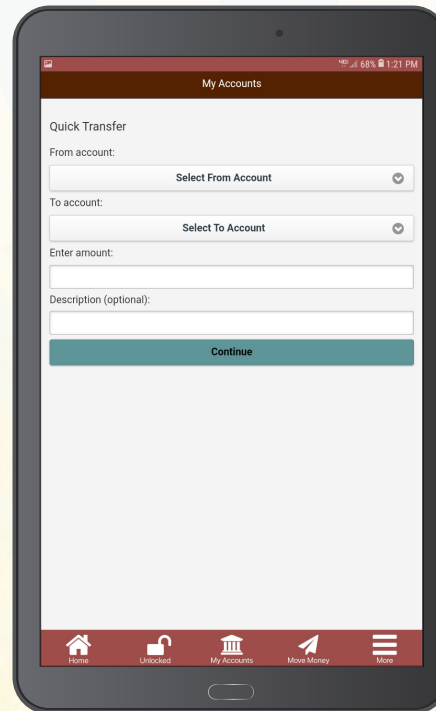
STEP 1

Just open the app and log into your account. Select 'Move Money', then 'Transfer Funds'.



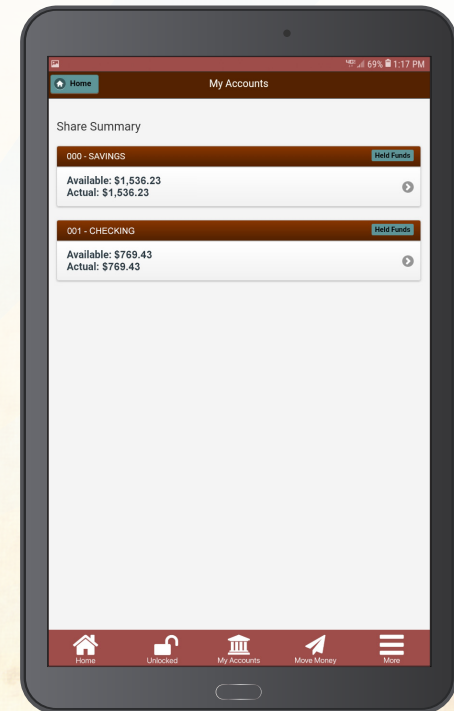
STEP 2

Select the account you want to transfer from and the account you want to transfer to. If you want to make a loan payment, just choose to transfer funds to your loan account. Enter in the amount and tap 'Continue'.



STEP 3

The transfer happens immediately and funds are typically available right away.



PROVIDING TOOLS TO HELP YOU BUILD A BRIGHTER FINANCIAL FUTURE.